

A

B

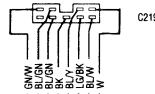
C

D

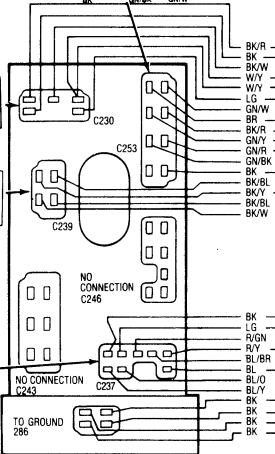
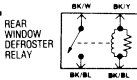
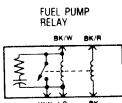
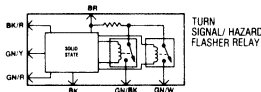
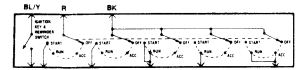
E

F

ZONE B-269
REAR OF RELAY BOX NEAR LH
INTERIOR KICK PANEL

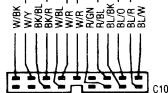


IGNITION SWITCH

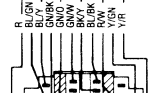


BK/R
BK
BK/W
W/Y
LG
GN/W
BR
BK/R
GN/Y
GN/R
GN/BK
BK/BL
BK/Y
BK/BL
BK/W

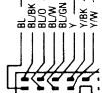
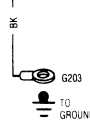
BK
LG
R/GN
BL/BR
BL
BL/O
BL/Y
BK
BK
BK



ZONE A-25
LEFT OF RELAY
BOX AT LH
INTERIOR KICK
PANEL



ZONE A-26
ABOVE RELAY
BOX AT LH
INTERIOR KICK
PANEL



ZONE F-26
FORWARD OF
SIDE OF VP